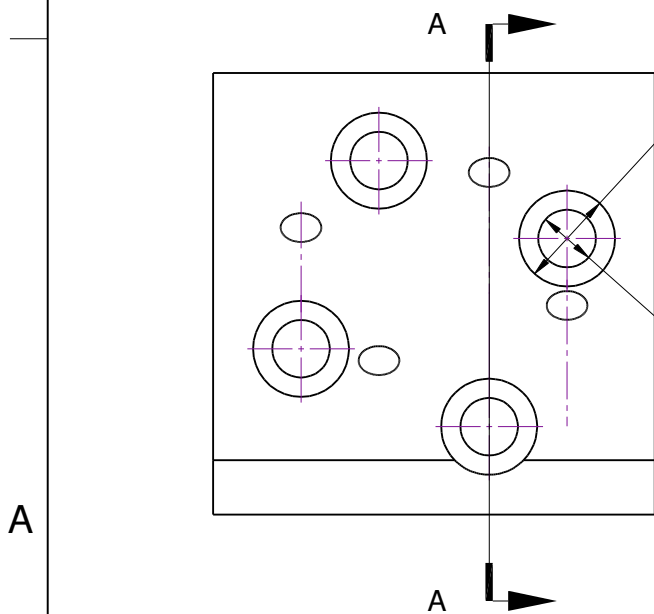
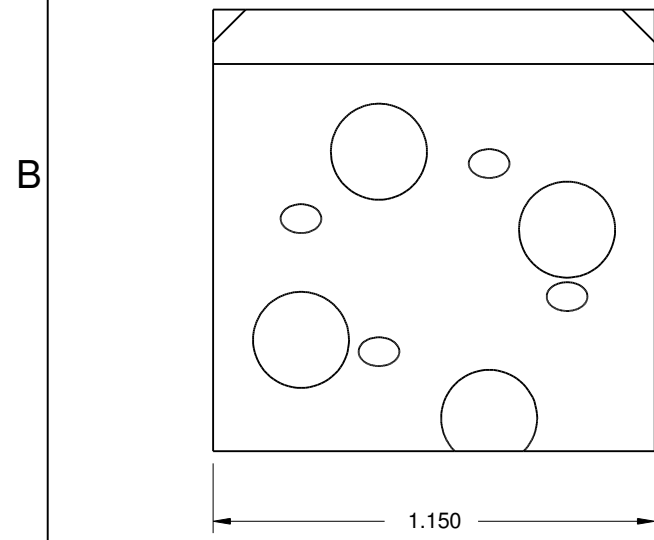


NOTES: UNLESS OTHERWISE SPECIFIED

- 1. ALL SURFACES ARE DERIVED FROM SOLID MODEL.
SOLID MODEL IS THE MASTER AND CONTROLS ALL DIMENSIONS, UNLESS OTHERWISE SPECIFIED.
ENGINEERING WILL SUPPLY ALL DATA UPON REQUEST.
- 2. ALL SURFACES TO BE "AS MACHINED"
- 3. ALL SURFACE SHALL BE FREE FROM SCRATCHES, MARKS, AND ABRASIONS OF ANY KIND.

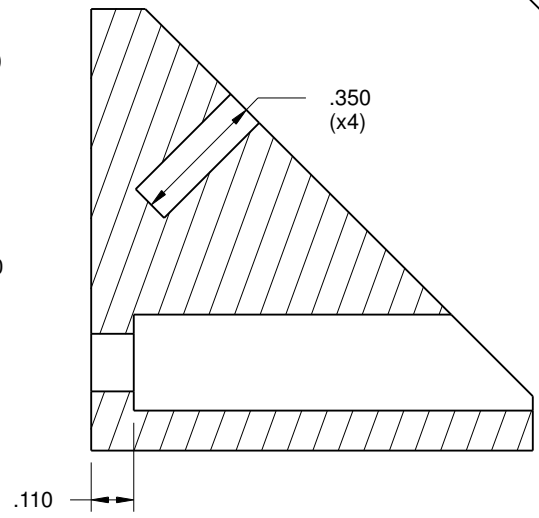
REVISIONS				
ZONE	REV	DESCRIPTION	DATE	APPROVED



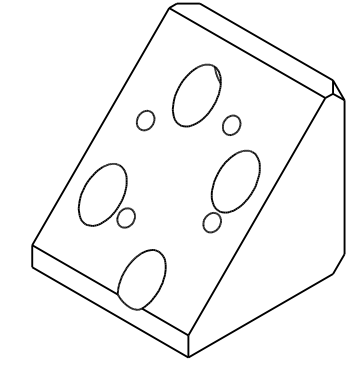
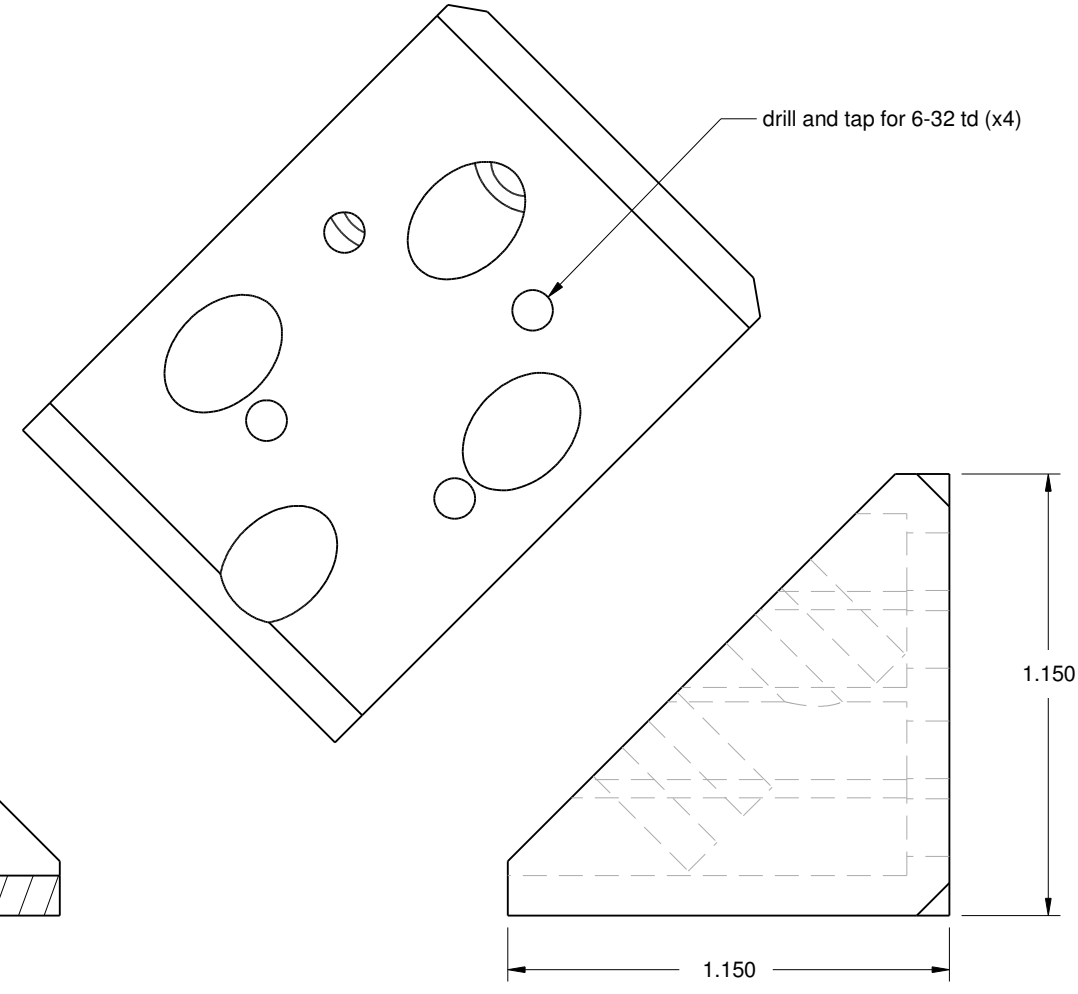
SCALE 2:1

Ø.250
(x4)

Ø.150
(x4)

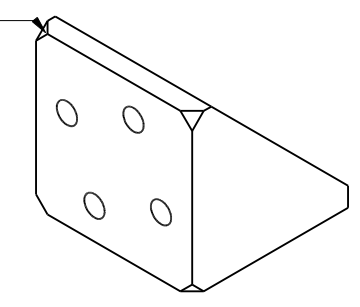


Section A-A



SCALE 1:1

Chamfer .85 x .85 x.85
(x4)



SCALE 1:1

NOTICE: THIS DRAWING CONTAINS CONFIDENTIAL AND PROPRIETARY DATA ORIGINATED BY ROCK WEST COMPOSITES. ALL DESIGN, MANUFACTURING, REPRODUCTION, USE AND SALE RIGHTS ARE EXPRESSLY RESERVED. THE RECIPIENT AGREES, BY ACCEPTING THIS DOCUMENT NOT TO SUPPLY OR DISCLOSE ANY INFORMATION REGARDING IT TO ANY UNAUTHORIZED PERSON OR TO INCORPORATE THIS DATA INTO ANY OTHER DESIGN OR USE THEREOF. ALL PATENT RIGHTS ARE EXPRESSLY RESERVED.

UNLESS OTHERWISE SPECIFIED DIMENSIONS ARE IN INCHES. TOLERANCES ARE: .X ± .050 .XX ± .010 .XXX ± .005 ANGLES: ± 1°	DRAWN J Lewis	DATE 8/13/17	Part No CE10-FAA45-01 Fixed 45 Degree Angle Adapter	
	CHECKED	DATE	SIZE B	
	QA	DATE	SHEET 1 OF 1	
	APPROVED	DATE	REV -	
DO NOT SCALE DRAWING	MATERIAL Aluminum 6061 t6	SCALE	SHEET 1 OF 1	